



SPECIFICATION

产品规格书

Item No.
产品型号: 2144 - 2145

Description.
产品描述: Ultra-thin LED Panel

Spec. No.
规格书编号: _____

DATE:
制作日期: 12.12.2012

PREPARED 制 作	CHECKED 审 核	CHECKED 复 核	APPROVED 批 准



Features (主要特征描述):

- ★ Samsung 5630 LED as lighting source.
- ★ Ultra-thin LED panel which is ONLY 7.5mm thickness designed for 2012!
- ★ Alumiim material housing with excellent heat conduction.
- ★ Life span up to 25,000hours, the LED efficiently protected by constant current power.
- ★ As a replacement of traditional downlight.
- ★ Environmental protection, no mercury and hazardous substances.
- ★ Widely used for indoor lighting, such as hotel, restaurant farm and home lighting, etc



Specification(产品说明):

Products Picture(产品图片)		
------------------------	---	--

Electric Parameter(电气参数)

1	Item Number (产品基本型号)	2144 - 2145	
2	Power Consumption(灯具功率)/W	36W±10%	60W±10%
3	Input Voltage(输入电压)/V	AC100-240V/50-60HZ	
4	Input AC Current(整灯输入交流电流)/A	810mA±10%	1350mA±10%
5	Power factor(功率因素)/PFC	≥0.9	
6	Drive Mode(驱动方式)	Direct current driver	
7	Start Time(启动时间)	1000ms	
8	Maximum duty cycle(最大导通占空比)	0.45	
9	Short Circuit Protection(是否有短路保护)	Yes for driver	
10	Open Circuit Protection(是否有开路保护)	Yes for driver	
11	Reverse Polarity Protection (RPP)(是否有反接保护)	Yes for driver	
12	Temperature Protection(是否有过热保护及临界点温度)	NO	
13	Safety Grade(灯具安全等级)	Class II	

Optics Parameter(光学参数)

1	LED	Origin (芯片产地)	Korea	
		LED Bright (单颗LED亮度)	40-45LM/led for White @150mA	40-45LM /led for Warm White @150mA
		LED Color Temperature (色温) /K	5700-6300K	2900-3200K
		CRI (显色指数)	≥80%	≥80%
2	Lamp	LED Packing type(LED封装类型及数量)	72pcs Samsung 5630 LED	120pcs Samsung 5630 LED
		Current / Whole lamp (整灯电流) /mA	810mA±10%	1350mA±10%
		Initial brightness(初始亮度)/LM	2700lm±10%	4700lm±10%
		Initial Light Efficiency(初始光效)/LM/W	75Lm/W±10%	75Lm/W±10%
		Beam Angle(发光角度)	30°	
		Luminosity Under 0.75m Distance(75CM 照度)	3279lux±10%	6300lux±10%
		Luminosity Under 1.50m Distance(1.5米 照度)	364lux±10%	720lux±10%
		1000 hours Light failure rate(1000小时光衰率)	< 3% @ 25°C	

Structure parameters(结构参数)

1	Lamp base(灯座类型)	no
---	-----------------	----

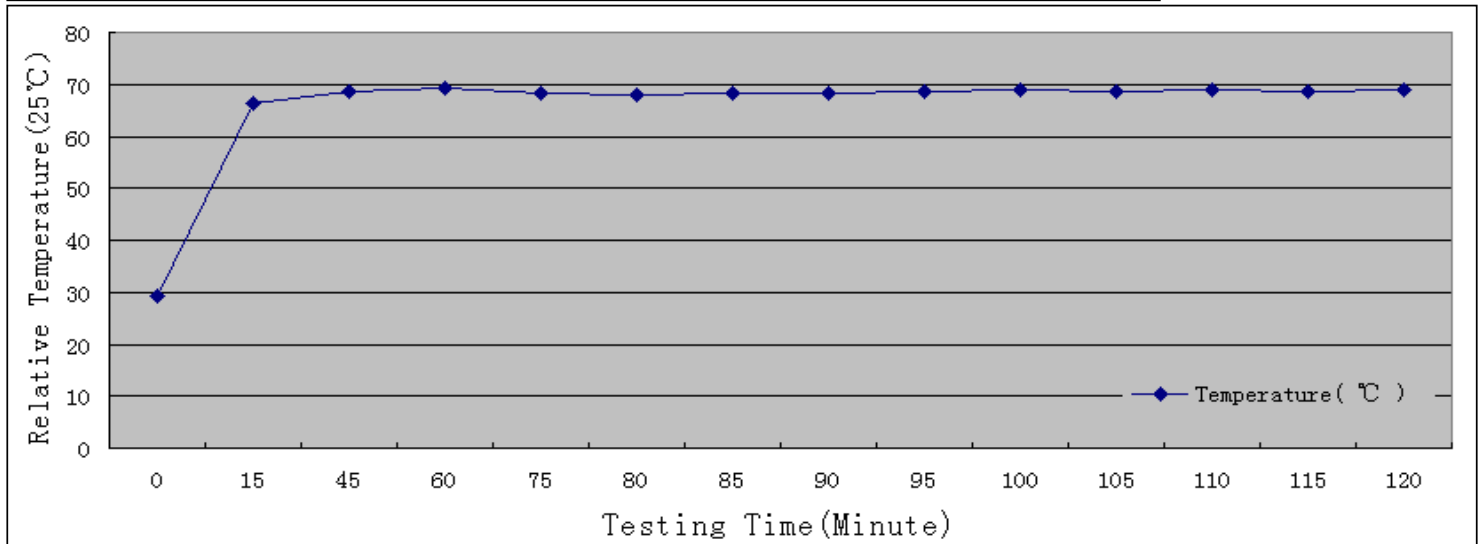
2	Lamp body type(灯具类型)	LED Ceiling light
3	Sheel Structure material(外壳结构材料)	Aluminium lamp body
4	Net Weight/Lamp(单个产品净重-不含包装)	4200g
5	Laser Protection Grade(激光防护等级)	Class II
6	Packaging Information(产品标准包装信息)	1pc/gift box 5pcs/carton NW: 21kgs/ctn GW: 23kgs Carton Size:130*35.5*22CM

Reliability(可靠性)		
1	Bump test(开关电冲击测试)	OK
2	oscillate test(振动测试)	OK

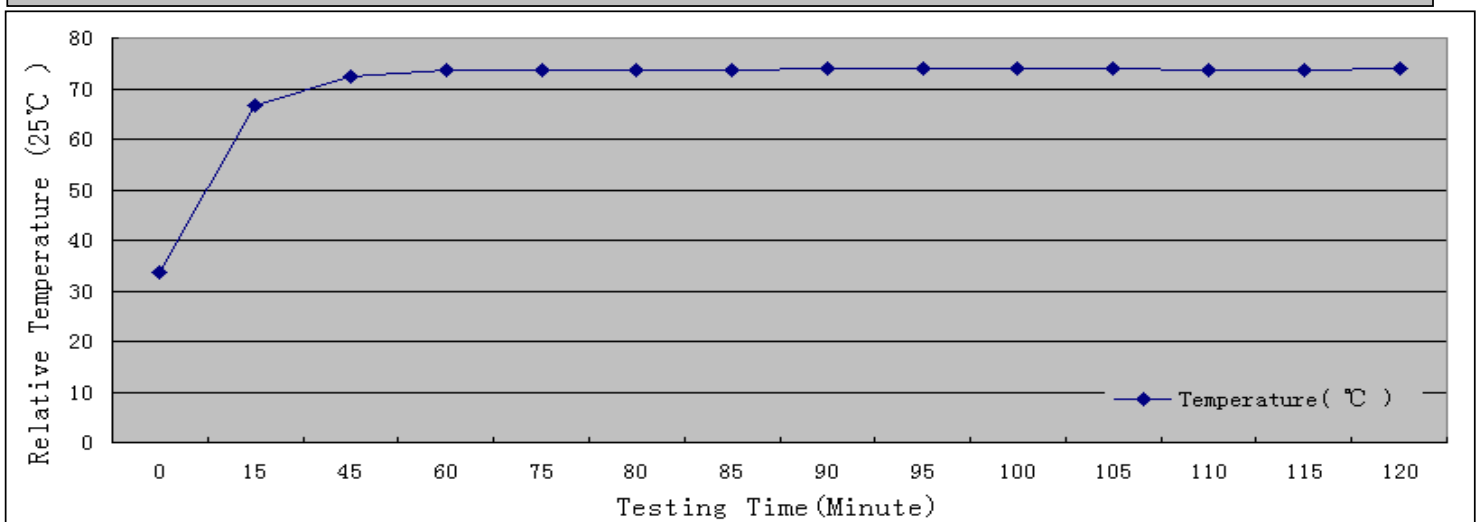
Environment parameters(环境参数)		
1	Working Temperature(正常工作温度范围)	-20℃ - 40℃
2	Storage Temperature(正常储存温度范围)	-20℃ - 60℃
3	Theoretical Lifespan at 25°C (25°C理论正常使用寿命)/Hr	25000H=25years(≈2.7H/day)

***The lifespan will change according to the working temperature and working hours per day 灯具使用寿命将随工作环境温度及每次工作时长而变化.
 ***These data are testing data of representative products available for customer reference. 这些数据是代表性产品测出来可供客户参考的数据

Temperature test records of lamp housing(灯具温升测试曲线图):@25℃



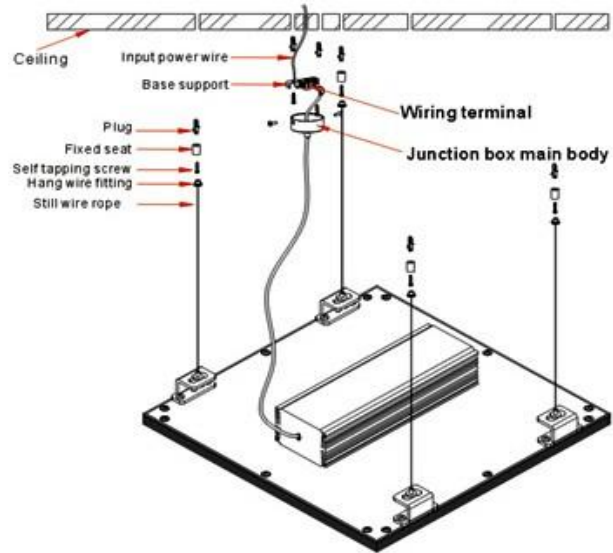
Temperature test records of soldering point of led (LED灯脚焊点温升测试曲线图):@25℃



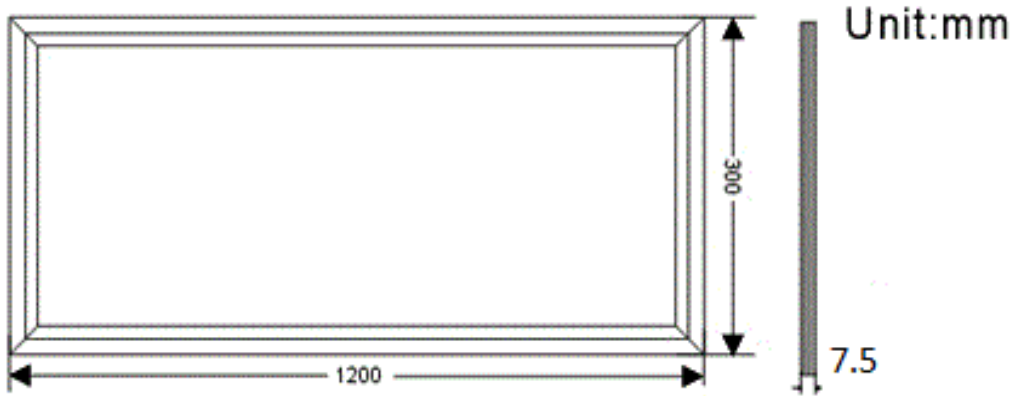
Installation(安装示意图):

Installation Information

- Step1: Punch 5 holes in the ceiling
- Step2: Punch the "Plug" into hole
- Step3: Lock-in the base to Plug hole with "self tapping screw"
- Step4: Screw the fast connect into the base
- Step5: Fix the base on the ceiling surface
- Step6: Draw the "Input power wire" from wire entry then connect with terminal
- Step7: Fix the base main part and base plate with screws
- Step8: Finish



Dimension Diagram(产品规格尺寸示意图):



Application(产品应用示例图):



ATTENTION(注意)



- ◆ **Indoor use only**(请在室内使用灯具).
- ◆ **Do not hit or beat the lamp forcibly**(不要强制性敲打或撞击灯具).
- ◆ **Do not work with dimmer switch** (不可调光,勿与调光器一起使用).
- ◆ **No sundries around, no cover on the lamp due to heat sinking concern**
(为了不影响灯具的散热, 请不要在灯具的周围堆放杂物或者盖住灯具,请保证灯具的良好散热环境).

WARNING(警告)



- ◆ **Please check before installation that the LED light input voltage fits to the voltage showed on the box or lamps.** (请在安装前检查灯具的输入电压与包装盒或灯具上标示的电压一致).
- ◆ **Please install the lamp at the suitable place.** (请把灯具安装在合适的地方).
- ◆ **Make sure the light is powered off when you install or clean this lamps**
(安装和清洁灯具时必须确保已切断电源).
- ◆ **For cleaning only use a dry, soft cloth; never use chemicals or water**
(清洁灯具只能用柔软的干布, 不可使用其他化学物质和水).
- ◆ **Do not touch the LED light when it is switched on** (请勿触摸或接触正常工作中的灯具).
- ◆ **Do not store or use this product in places with high temperature or high humidity**
(不要在高温或高湿度的地方存放或使用本产品).
- ◆ **Do not open the lamp, please ask the specific operation to repair if need.**
(不要私自打开灯具, 如需维修必须由专业人员进行操作).
- ◆ **No guarantee claims for the unit and no liability for any resulting personal damage or material damage will be accepted if the unit is used for other purposes than originally intended, if it is not correctly connected or operated, if it is over-loaded or not repaired in an expert way**
(对于将灯具用做其他用途使用、或没有按照正确的说明连接或者操作、非专业人员私自拆开灯具等行为所造成的人身或物质伤害, 本公司不承担任何责任).