


FLEX -ESSENTIAL

IP20 2835-ESSENTIAL SERIES - CONVENTIONAL POWER



FEATURE

- High CRI; CRI>90
- High Efficiency, Up to 100lm/w
- High color consistency, within 5 steps SDCM(3 steps Optional)

TECHNICAL DETAILS

Product No.

Power(W/M)	14.4
Voltage(v)	12
CRI	90
Led Qty(LEDs/M)	60
Length/Reel(M)	5

LUMENS PER METER

COLOR TEMPERATURE

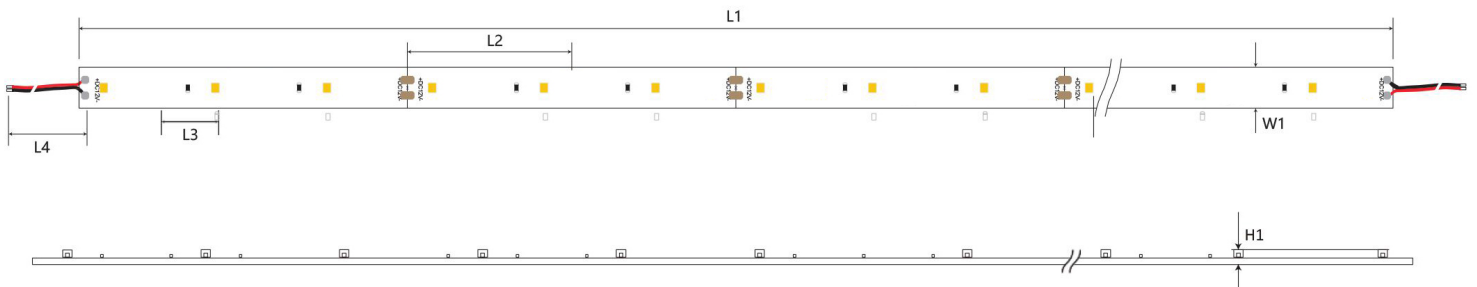
FSHW.1014.1220.6012

● 12000K

1200lm

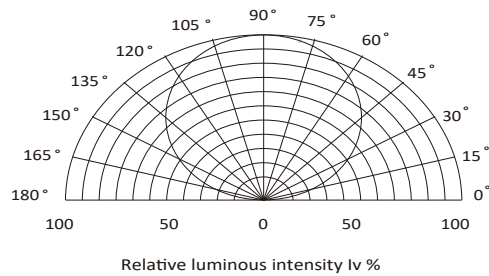
* The given data are typical values. Due to tolerances of the production process and the electrical components, values for light output and electrical power can vary up to 10%.

DIMENSION



		Tolerance
L1(mm)	5004	±10
L2(mm)	50	±1
L3(mm)	16.7	±0.2
L4(mm)	360	±5
W1(mm)	10	±0.1
H1(mm)	1.4	±0.1

LIGHT DISTRIBUTION



WORKING CONDITIONS

Working Temperature (°C)	-20~50
Storage Temperature(°C)	-30~80
Voltage Range(V dc)	23 ~25
Reverse Voltage(V dc)	25

* Exceeding maximum ratings for operating and storage temperature will reduce expected life time or destroy the LED Modules.
 * Exceeding maximum ratings for operating voltage will cause hazardous overload and will likely destroy the LED Modules.

SAFETY WARNING

- Install in accordance with national standards and local electrical codes.
- This product must be installed and maintained by a qualified electrician.
- Only install it with Class 2 DC constant voltage driver , Do not use this product if it does not comply with Class 2 standard.
- The power of drive must meet the output of the rated power, and do not exceed the specified output power.
- Use a cable with rated temperature at least 80 ° C and be certified for external connection of the electrical equipment.
- Improper electrical installation may cause the cable to overheat and cause a fire. Please use a suitable cable between the driver, the lamp, and the controller. When selecting a wire, the voltage and current must meet the rated values.
- The LED module itself and all its components must not be mechanically stressed.
- Assembly must not damage or destroy conducting paths on the circuit board.
- To avoid mechanical damage, the LED modules should be attached securely to the intended substrate. Heavy vibration should be avoided.
- Installation of LED modules (with power supplies) needs to be made with regard to all applicable electrical and safety standards. Only qualified personnel should be allowed to perform installations.
- Observe correct polarity! Incorrect polarity will lead to no light emission and may cause damage of the LED module.
- Parallel connection is highly recommended as safe electrical operation mode. Serial connection is not recommended. Unbalanced voltage drop can cause hazardous overload and damage the LED module.
- When mounting on metallic or otherwise conductive surfaces, there needs to be a electrical isolation at soldering points between module and the mounting surface.
- Pay attention to ESD steps when mounting the module.
- Please ensure that the power supply is of adequate power to operate the total load.
- Damage by corrosion will not be honored as a materials defect claim. It is the user's responsibility to provide suitable protection against corrosive agents such as moisture and condensation and other harmful elements.
- For applications involving exposure to humidity and dust the module must be protected by a fixture or housing with a suitable protection class.

PACKING

Box dimension(mm)	485x380x260
Carton dimension(mm)	360x240x240
Gross weight(Kg)	/
Net weight(Kg)	/
Bag weight(g)	/
Bag quantity(bags/carton)	25

