

The power behind your lights



Model: JLV-12150PA (12V) Size: 190*63*38mm
 JLV-24150PA (24V)



Brief Information

LPV Series

150W

Waterproof Power Supply (C.V.)

Model JLV-12150PA / JLV-24150PA

Input 190-250V AC

Output 12VDC 12.5A 150W / 24VDC 6.25A 150W

Product Features

- Plastic housing, LPV standard
- High transfer efficiency
- Stable constant voltage output
- IP67, for both indoor & outdoor
- 100% full loading, 100% burn-in tested
- Overload/short circuit protection

MAIN ELECTRICAL DATA

AC Input

Input Voltage	179-250V
Input Frequency	50/60Hz
Efficiency (Typ.)	88%
Input Current	230V: 1.2A max.
Inrush Current	70A
Leakage Current	5mA/230VAC

DC Output

Output Voltage	12V	24V
Rated Current	12.5A	6.25A
Rated Power	150W	150W
Ripple & Noise (Max.)	<120mVp-p	<120mVp-p
Setup, Rise Time	1500ms/230VAC	1500ms/230VAC
Line Regulation	1%	1%
Load Regulation	1%	1%

Service Environment

Working Temp.	-30°C~50°C
Working Humidity	20~95%RH
Storage Temp.	-40°C~80°C
Storage Humidity	10~95%RH

Packaging Information

Product Dimension	190*63*38mm
Products Net Weight	720G
PCS/Carton(QTY)	20 PCS
Master Carton Size	34*26.5*24.5cm
G. Weight/ Carton	16KG

Protection

Overload	Yes, cut-off mode, output shuts down if over-loaded
Short Circuit	Yes, hiccup mode, recovers automatically after fault condition is removed

Safety

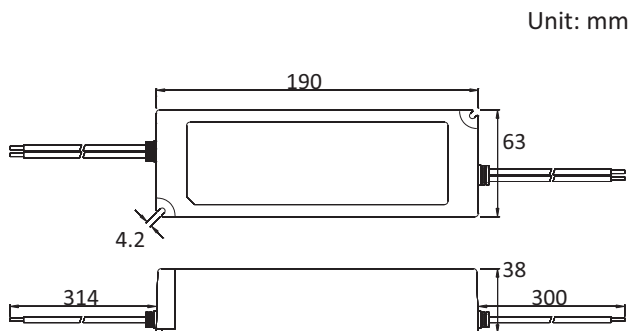
Safety Standard	EN 61347-2-13
Withstand Voltage	I/P-O/P: 3000VAC/1min/<5mA
Isolation Resistance	I/P-O/P: >100M Ohms / 500VDC /25°C / 70%RH

Installation Tips:

- Please identify the power supply's input and output before installation.
- Ensure correct output + & - wire connection. Power on after wire connection is done.
- To avoid voltage drop and loading capacity wasting on the output extension wire, please install the power supply to the loading as near as possible, if must use long extension wires, thicker wires and less loading wattage is required.
- The power supply to be installed at good ventilation and cooling environment.

The power behind your lights

Physical Drawing



Brief Information

LPV Series

150W

Waterproof Power Supply (C.V.)

Model JLV-12150PA / JLV-24150PA

Input 190-250V AC

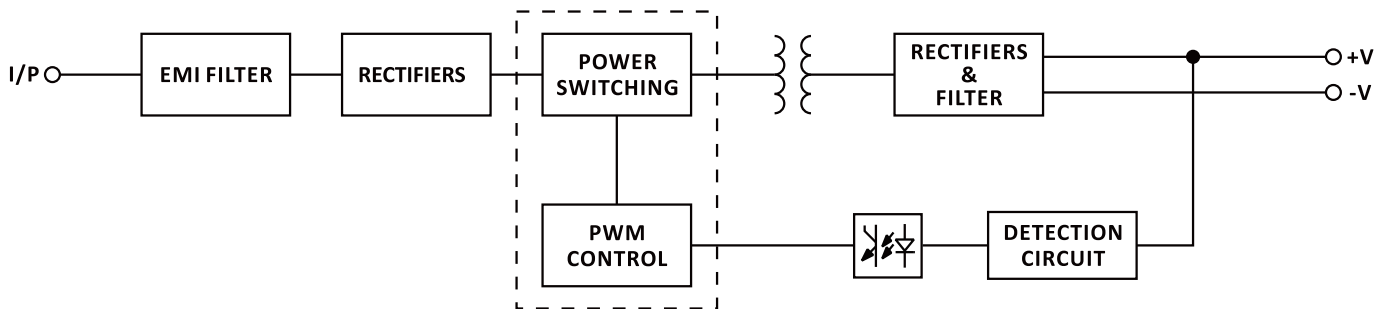
Output 12VDC 12.5A 150W / 24VDC 6.25A 150W

Input: 2x20AWG, wire, Brown L, Blue N
300mm length

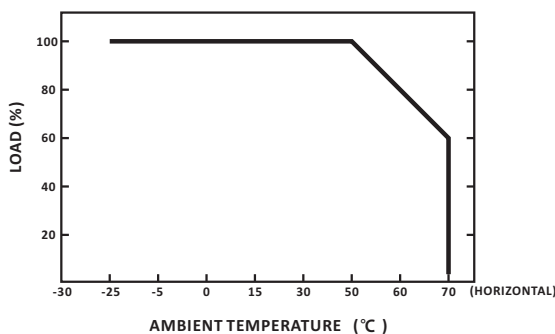
Output: 2x18AWG wire, Red +, Black -
300mm length

Housing: Plastic (ABS)

Block Diagram



Derating Curve



Static Characteristics

